


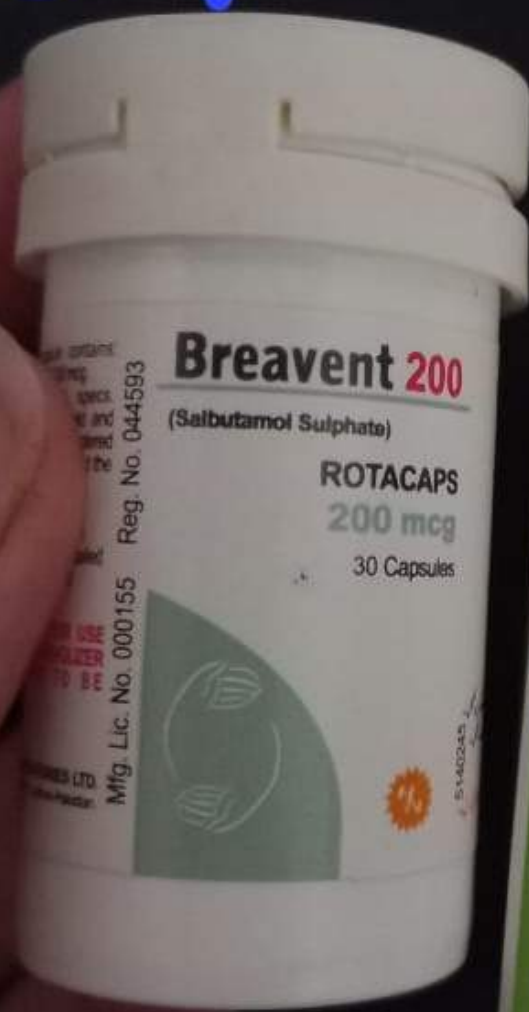
Inhaler



Middle cranial fossa: Anterior
Boundaries:- Anterior Posterior border of
Orbit base → ro. IV
 Vile → single dose (breath)
 ampule → old (old)
 glass & plastic (space)
 plastic (intra-inhaler)
 IUCD device
 Nebulizer → fix



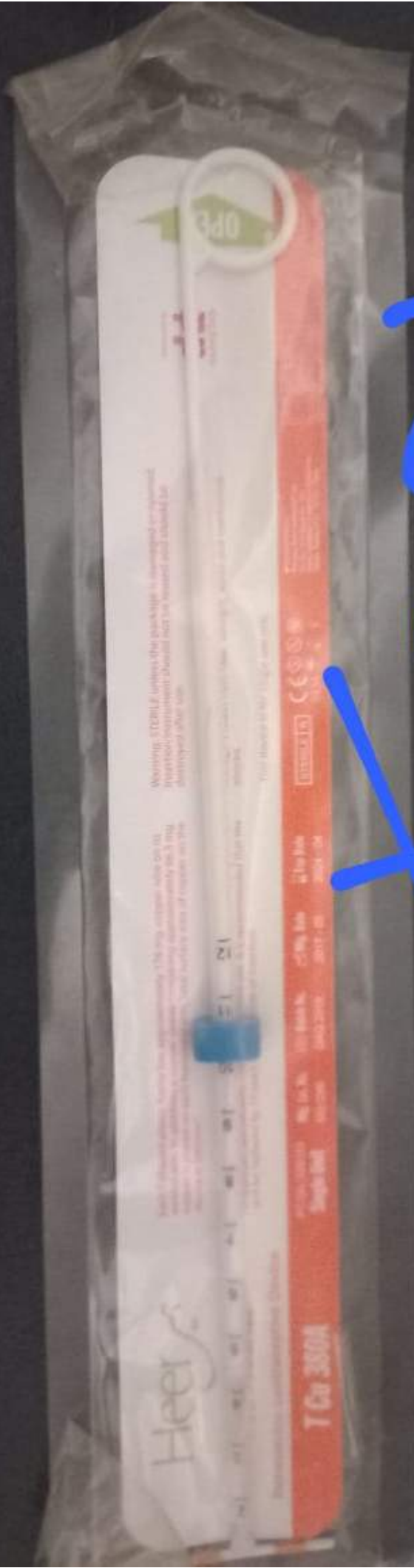
capsule
fo v



Rotahaler

powder
of
vile





1303D

Heer

T Cu 350A

Scale markings on the handle: 0, 1, 2, 3, 4, 5, 6, 7, 8, 9, 10, 11, 12

Warning: STERILE. Unless the package is unopened and properly stored, this instrument should not be used for patient care.

OPB logo and other markings at the top of the instrument.



STERILE SOLUTIONS - SINGLE DOSE CONTAINERS - 100 mL

UNISOL-5

Handwritten in red:
7022312
FEB-2017
JAN-2020

7022312
FEB-2017
JAN-2020

Manufactured by:
UNISA Pharmaceuticals Industries Ltd.
10000, Main Street, Houston, TX 77058, USA

UNISOL-5



Rootsalyzer



Spacer



Inhaler

viale



ampolla

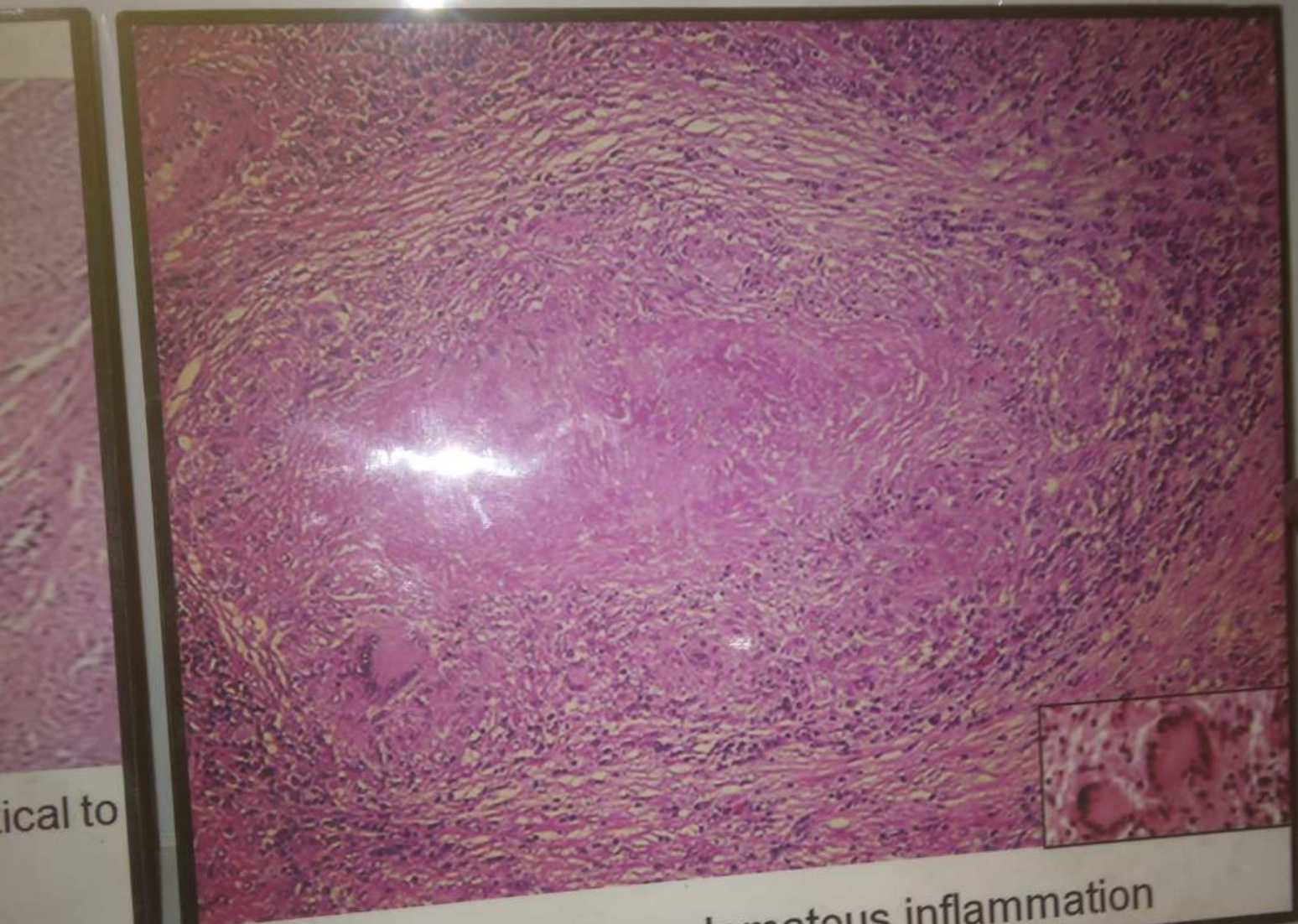


e



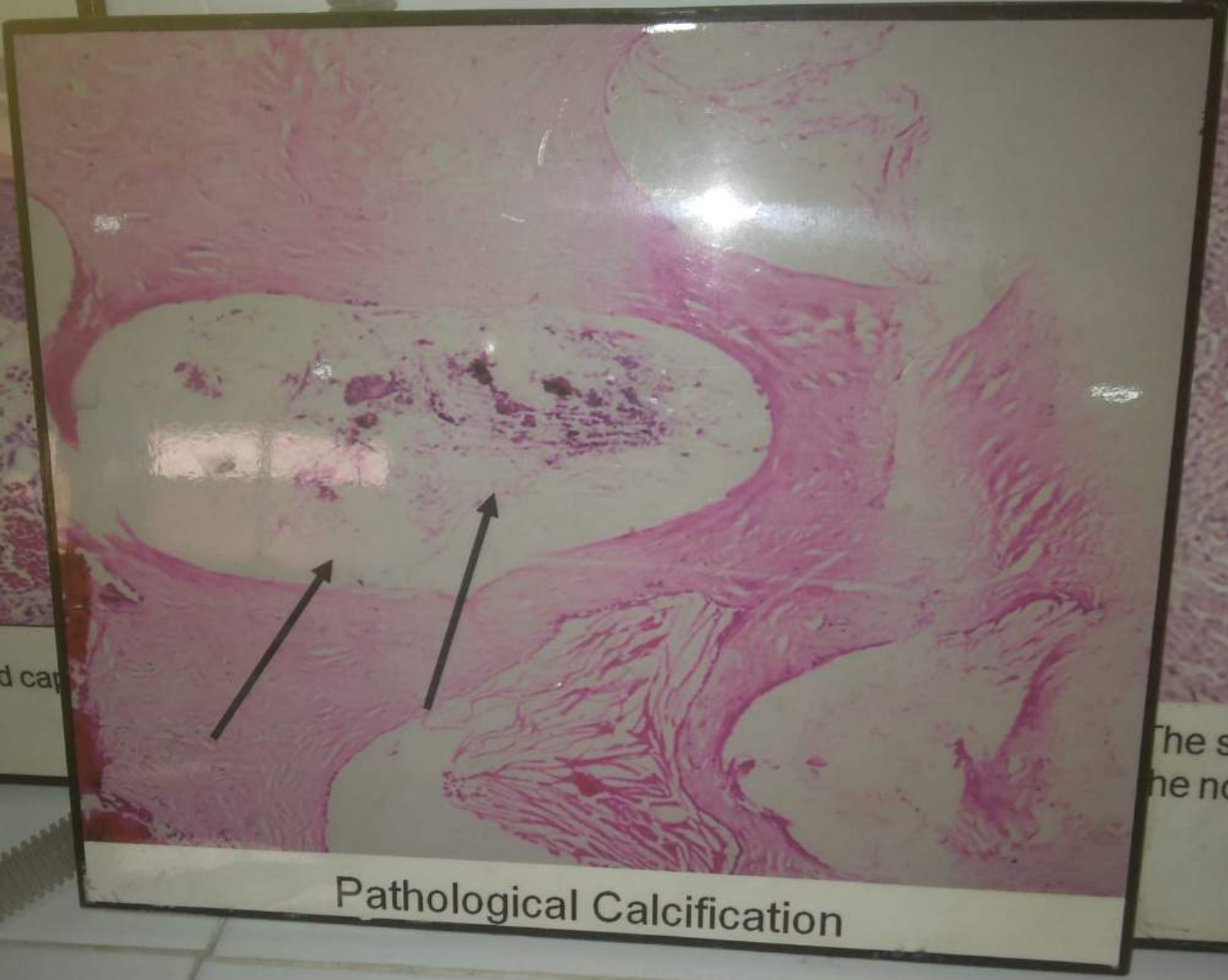
Testicular atrophy





Chronic Granulomatous inflammation

ical to



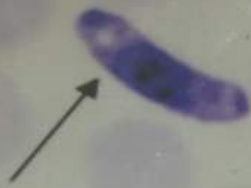
Pathological Calcification

filled cap

The sm
he nor


PLASMODIUM FALCIPARUM

Trophozoite



Gametocyte and Trophozoites. Arrow points to a 'banana-shaped' gametocyte of Plasmodium falciparum

Sania Nosheen

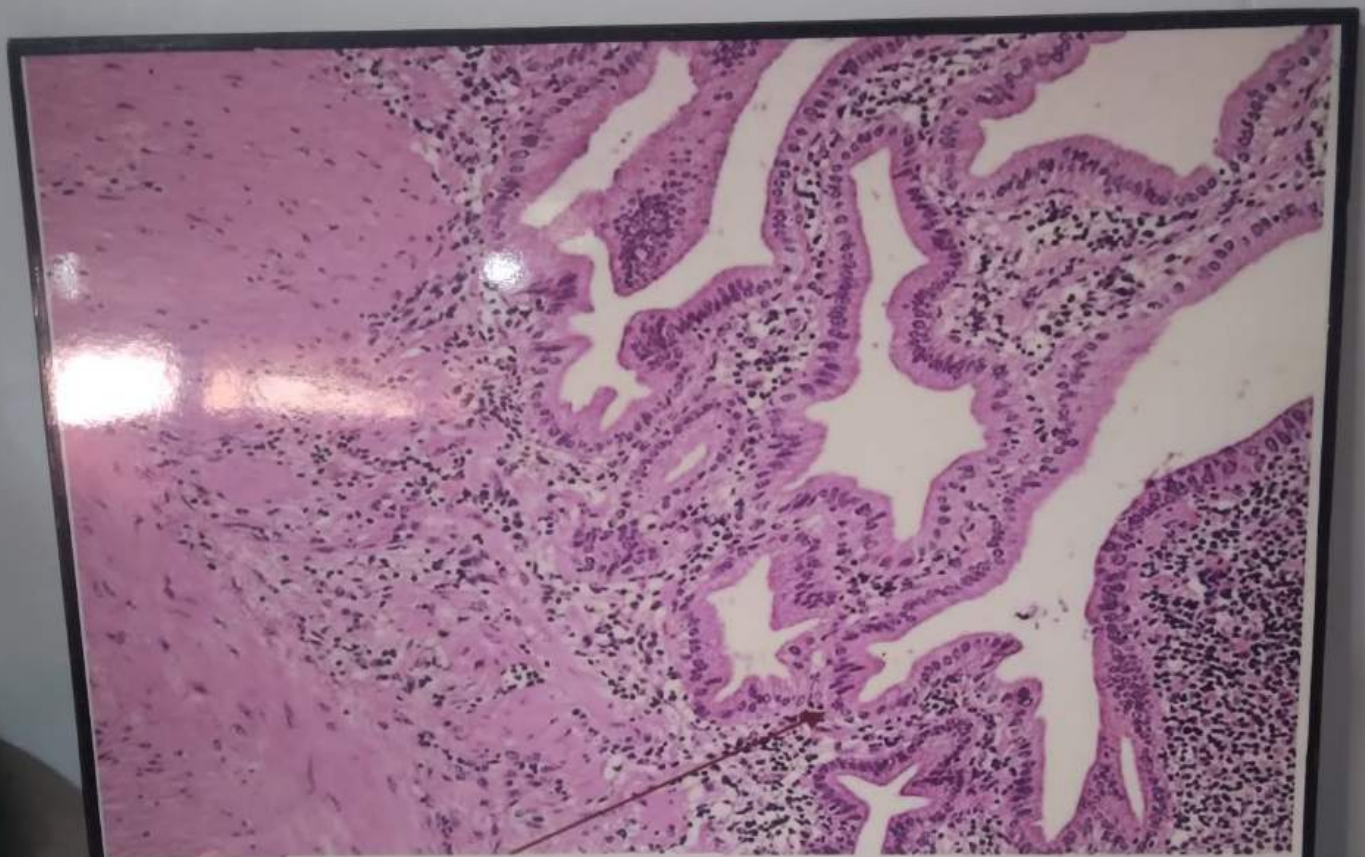


Acute appendicitis gross

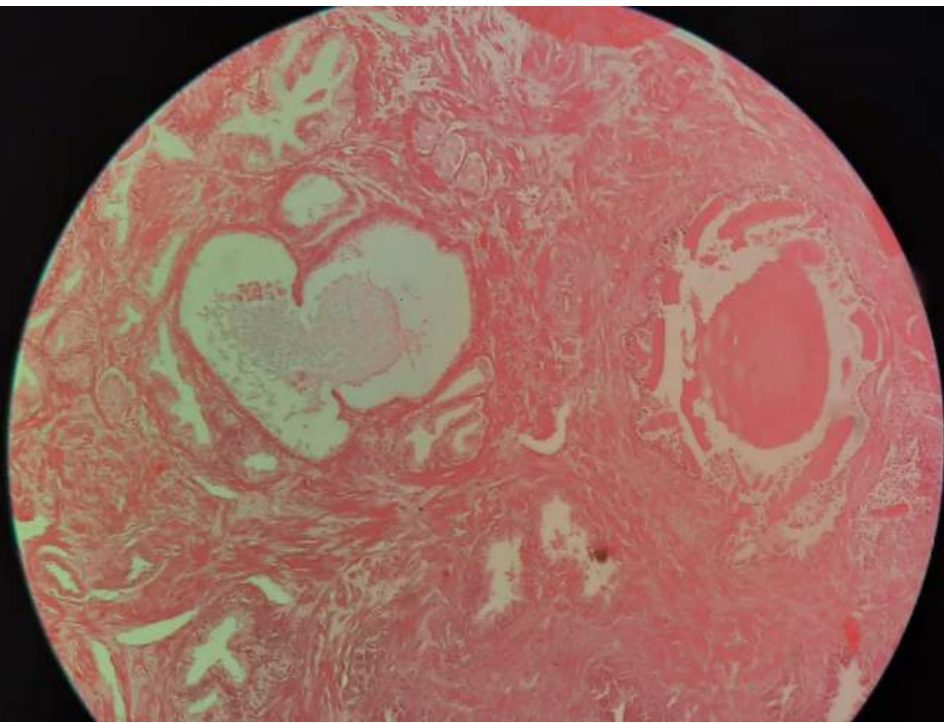


Acute appendicitis microscopic

Tu
Not
cell

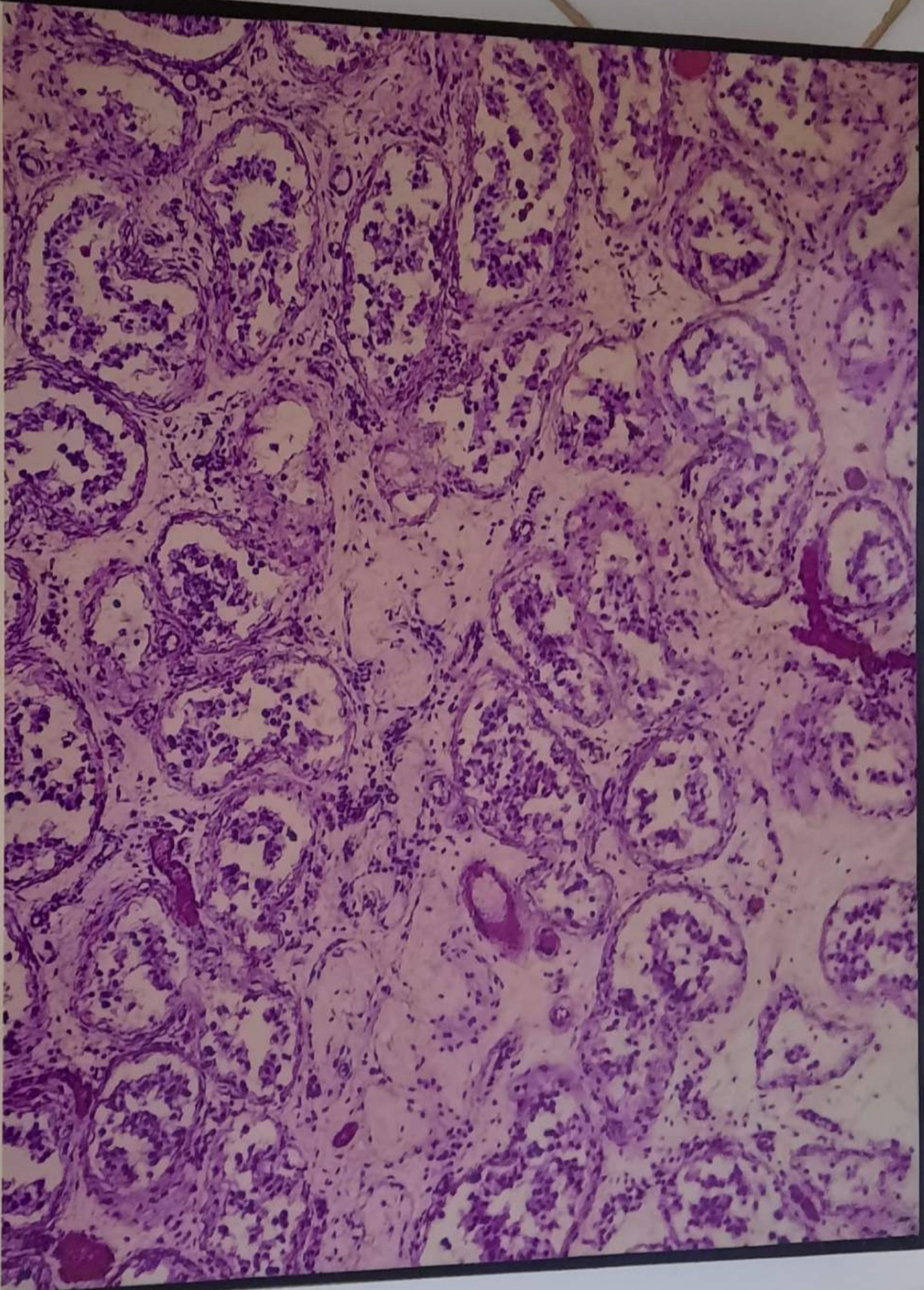


Chronic cholecystitis



human hair



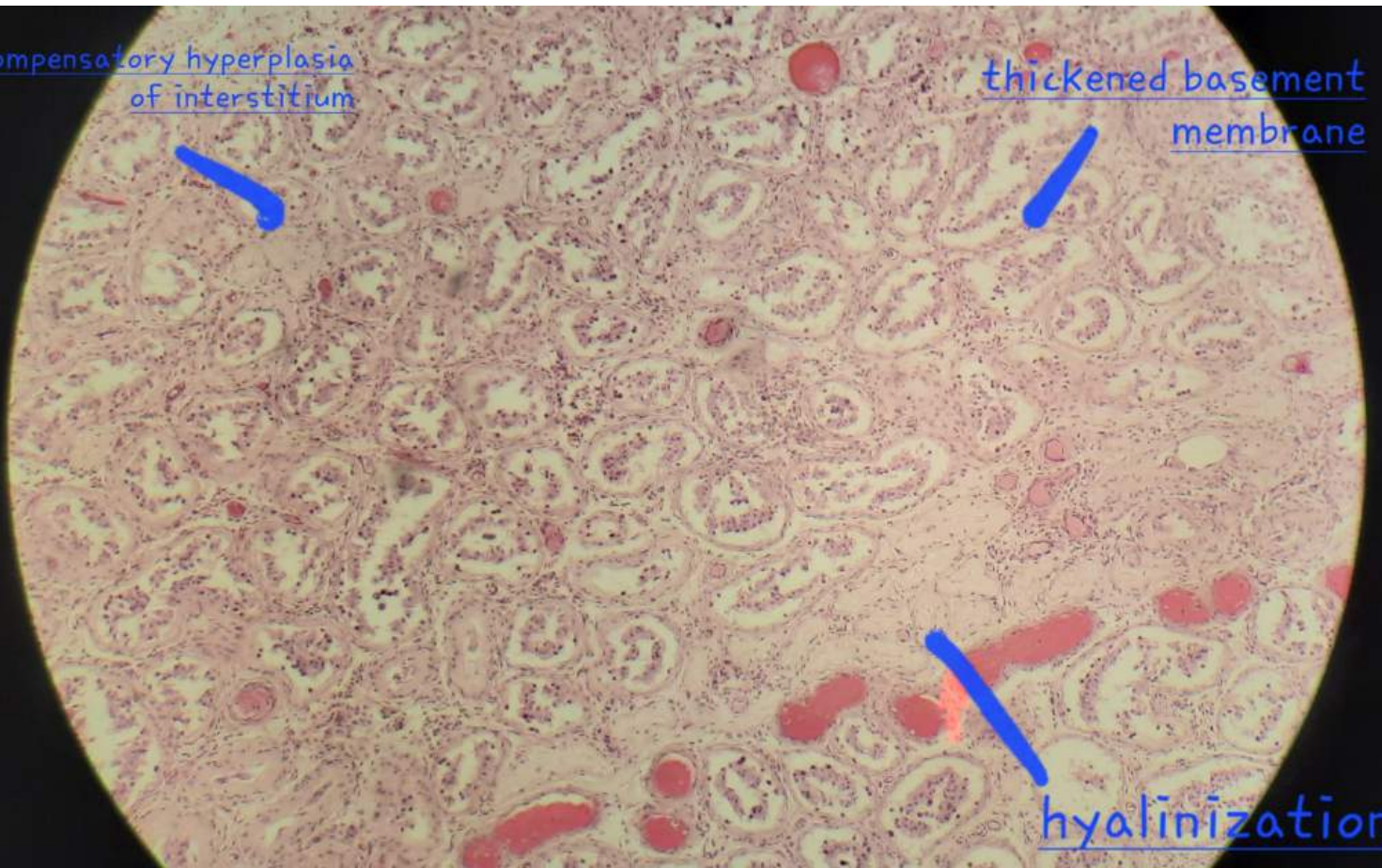


Testicular atrophy

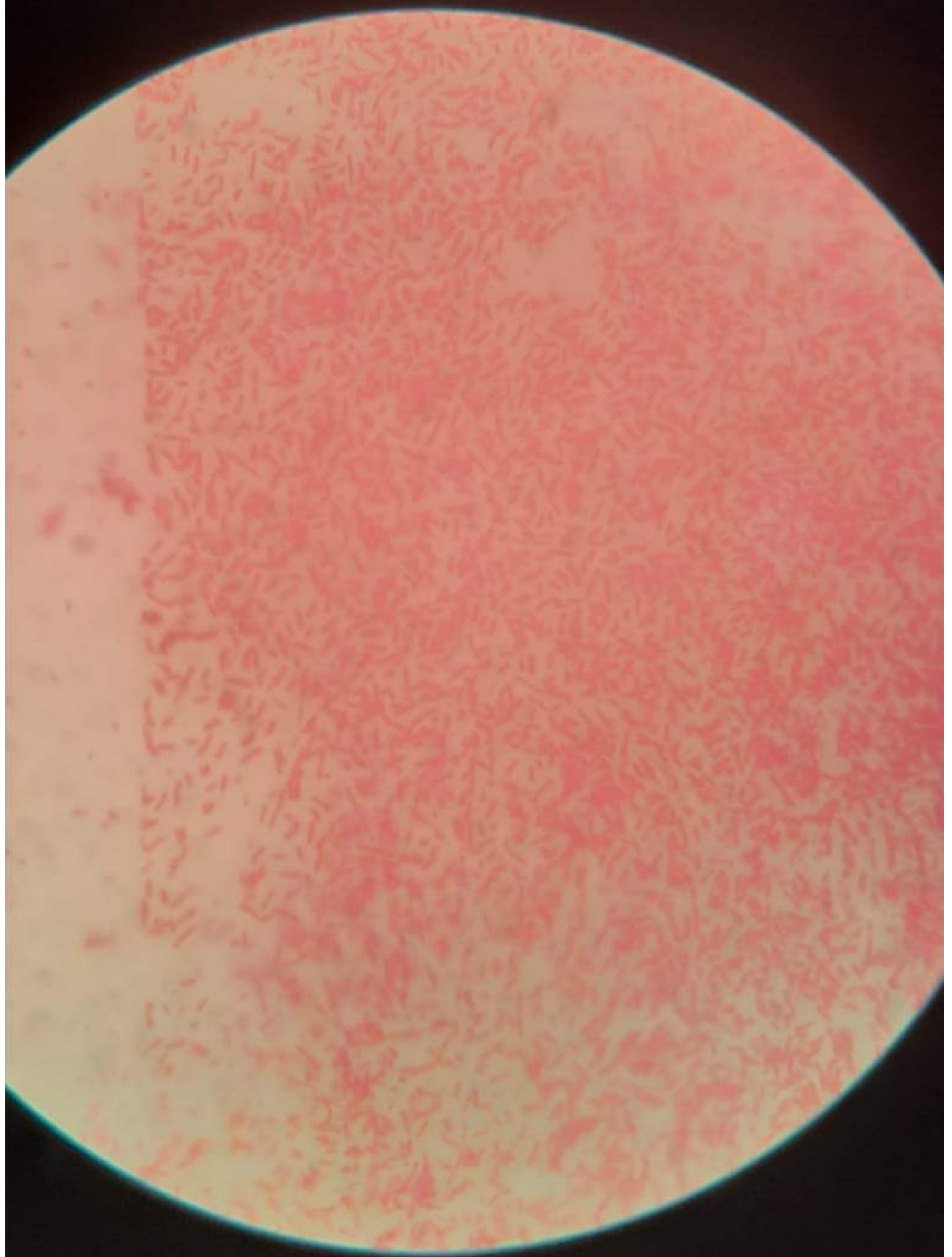
compensatory hyperplasia
of interstitium

thickened basement
membrane

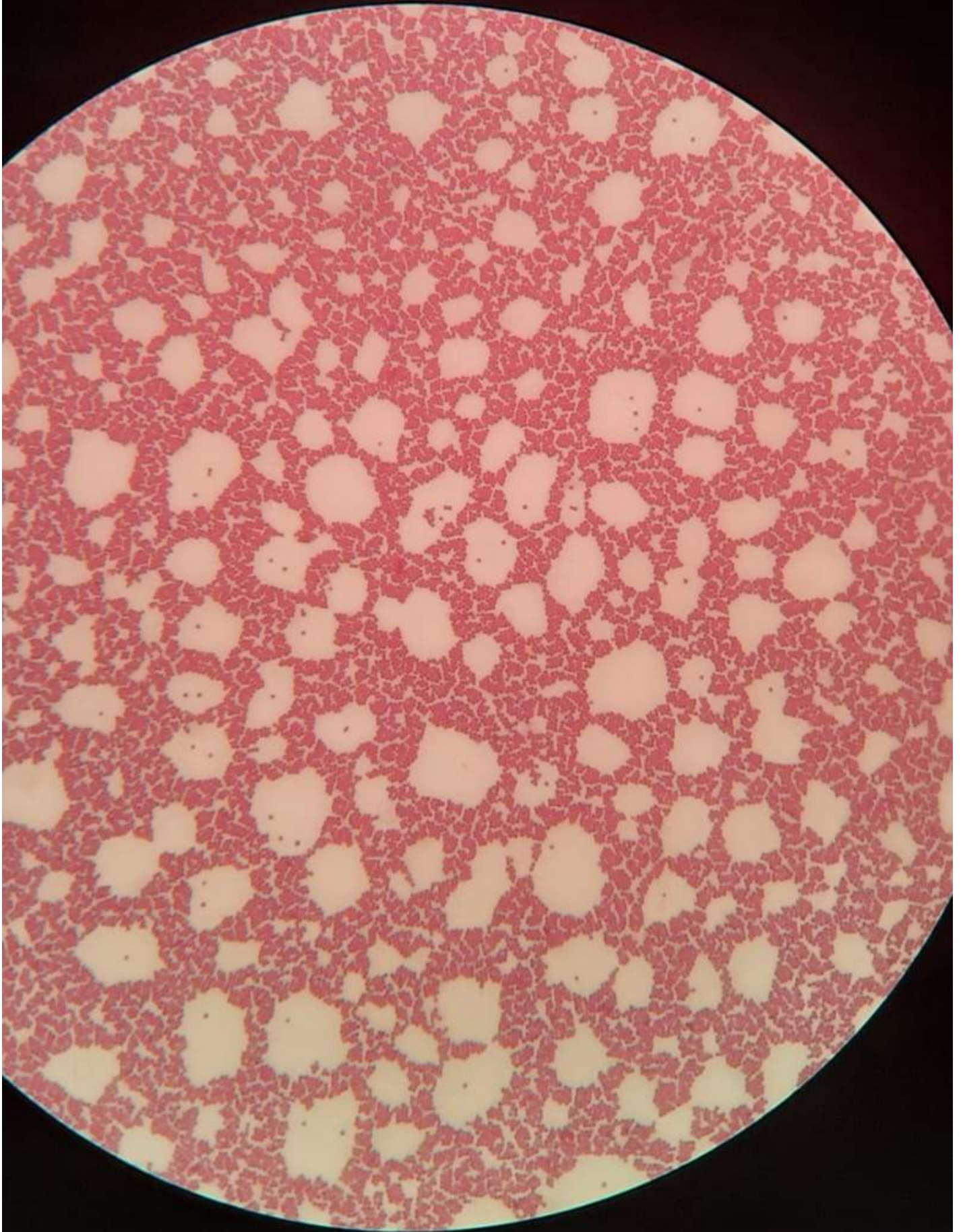
hyalinization



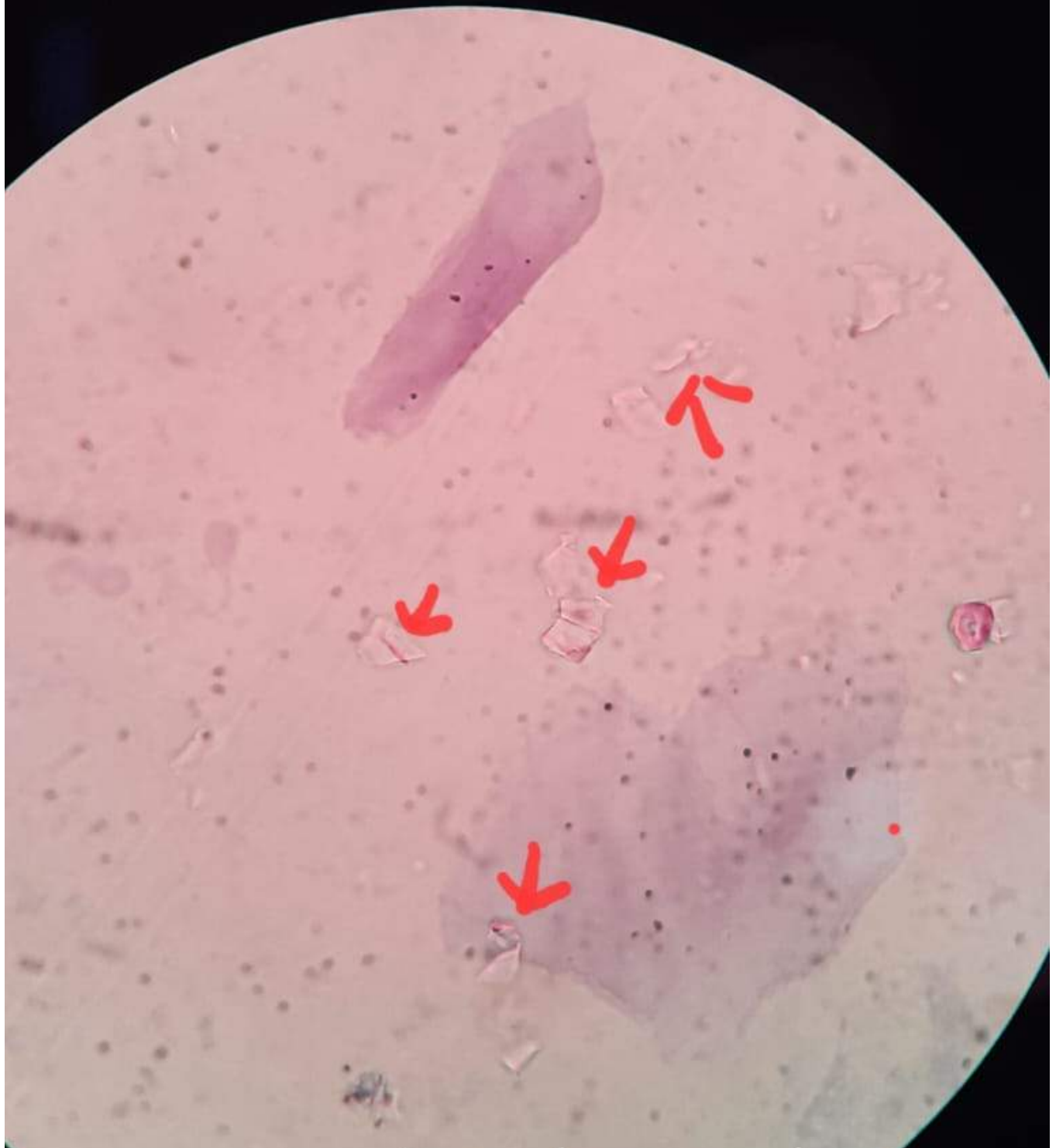
gram negative bacteria



gram positive bacteria



AFB
mycobacterium
tuberculosis

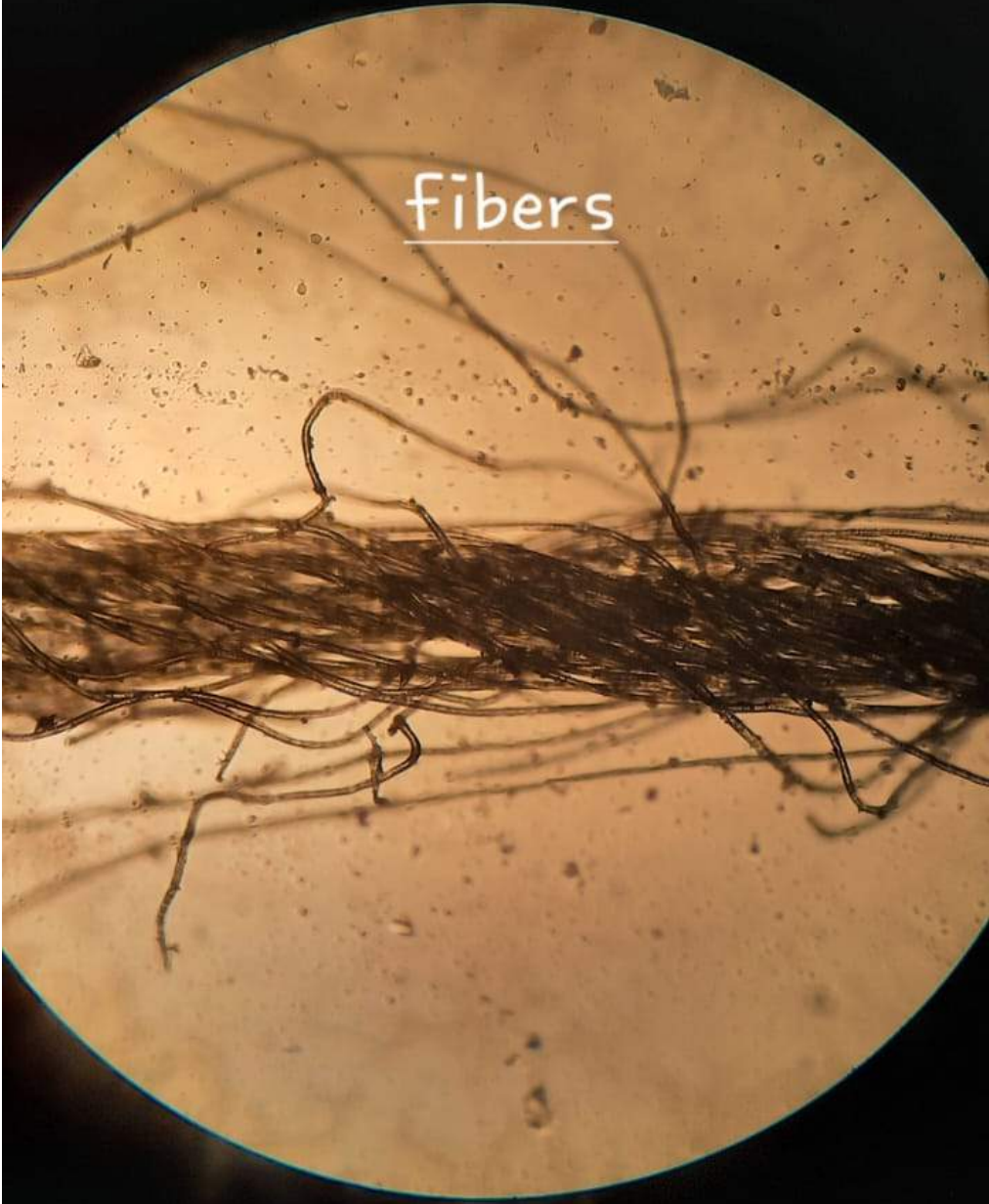


in sputum sample so no
other cells like RBC in the
background that would

AFB in blood smear so blue
background due to staining
of RBC



fibers



animal hair



nutrient agar



macconkey media



cleds medium





cavity slides



blood agar media

chocolate brown medium



rotahaler

uses fine powdered medicine capsule that is put inside and crushed before inhalation



powder capsules used in rotahaler

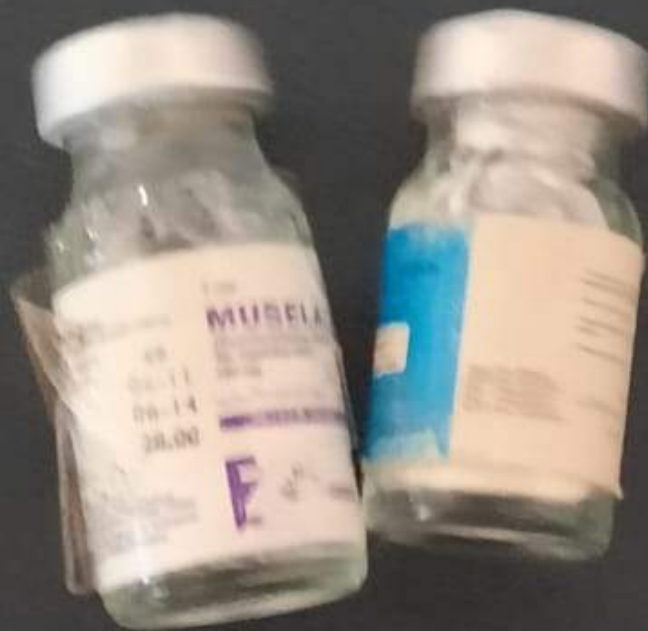




intrauterine contraceptive device




vials
can be administered
multiple times as solution
inside dnot beckme exposed
to environment unlike
ampules



iv infusion
for drugs that have a
shorter plasma half life



spacer
used with inhaler for
people that cant take deep
breaths





inhaler
for lung diseases
topical route
should rinse mouth after
use bcz antimflammatory
and immunosuppressive so
causes oral fungal
infection

per vaginal route
vaginal suppository

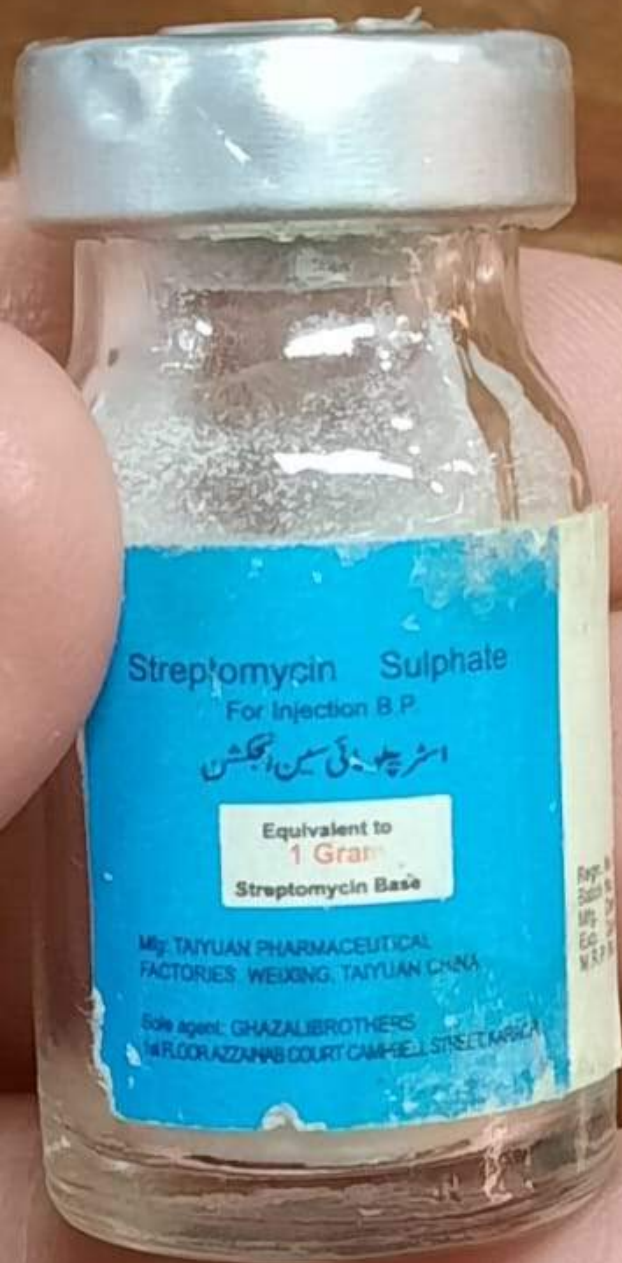





per rectal route



IV route
vial





enema
per rectal

lotion
topical route



pills
oral route



cream topical route



topical route
ointment

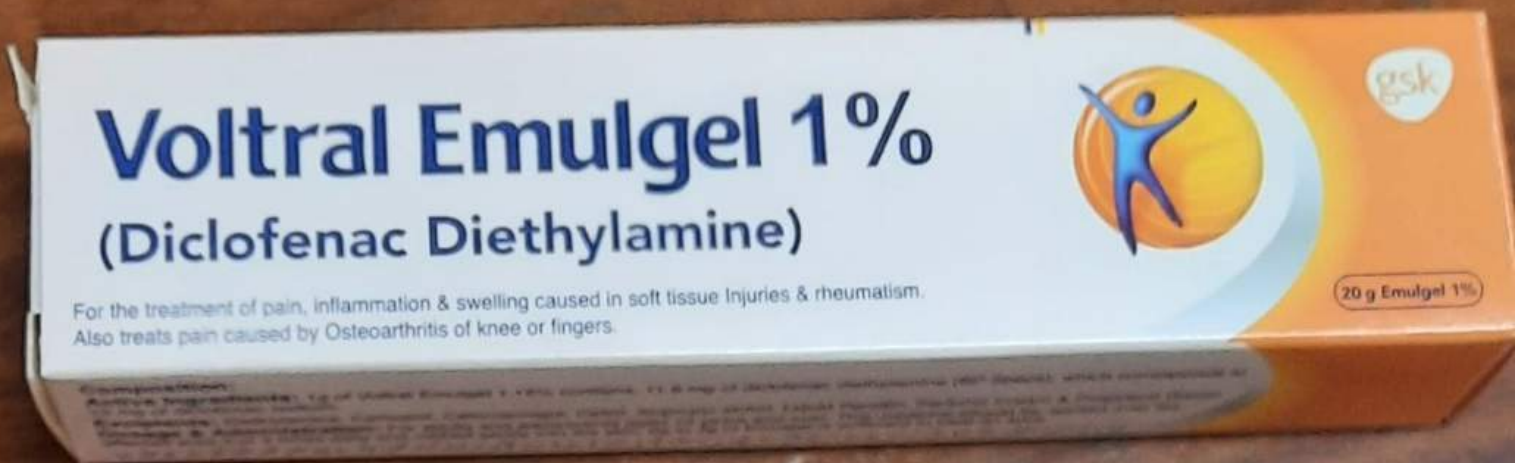


Polyfax Skin
Ointment
FOR EXTERNAL USE ONLY

20 G

gsk GlaxoSmithKline

emulsion gel
topical route



drops oral route



STIN 08964001877003
B. M. E. Rs.
1685 11.22
11.24 30.10

60 ml

Actidil

(Triprolidine HCl)

Elixir

ANTI-ALLERGIC

ايكثيدل الكزر

اينتى الارجك



gsk GlaxoSmithKline

elixir
oral route

drops
topical route





syrup oral route



antacid
suspension
oral route



spray
topical route



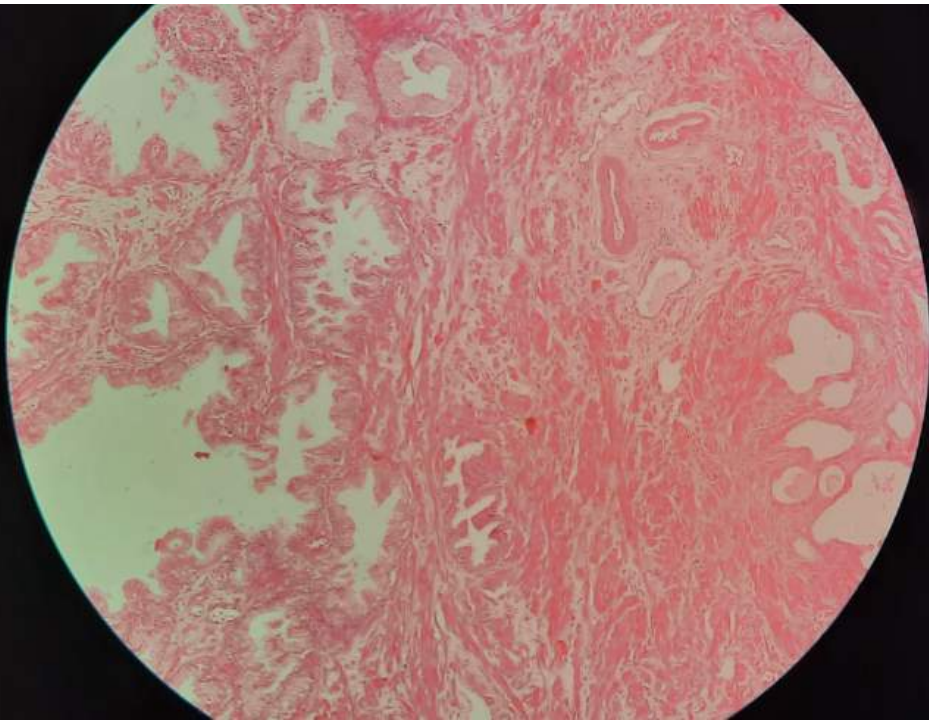
solution

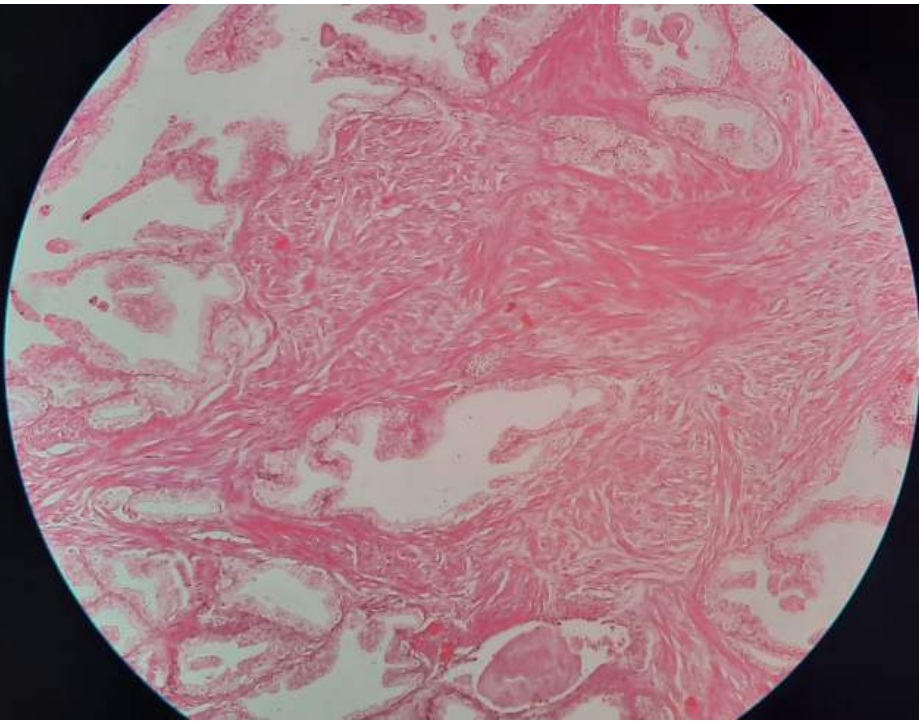
topical route

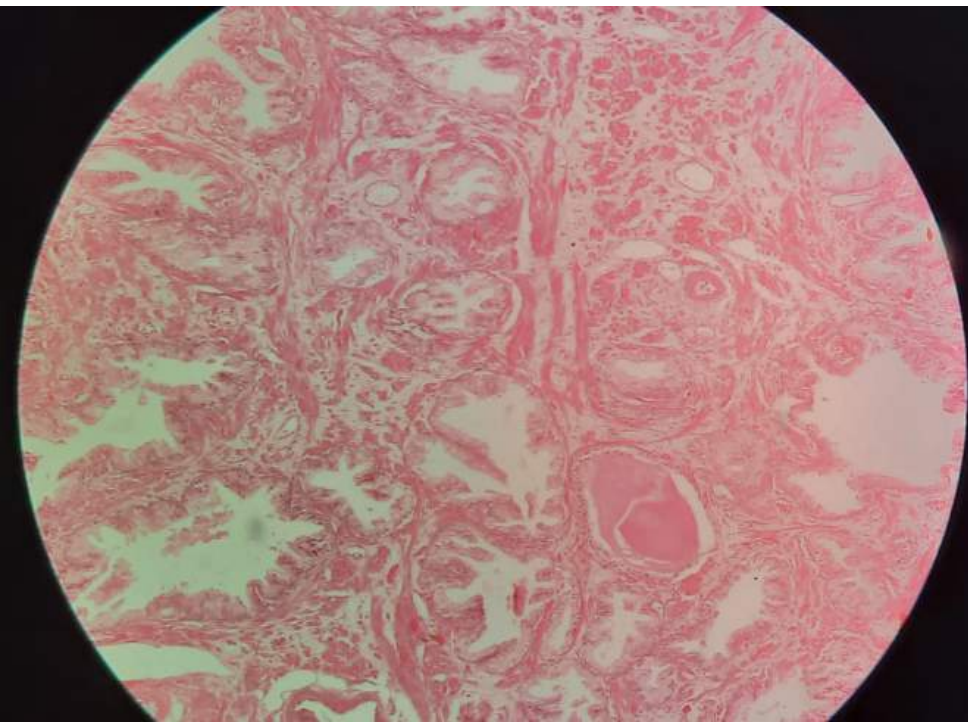
powder form
oral route

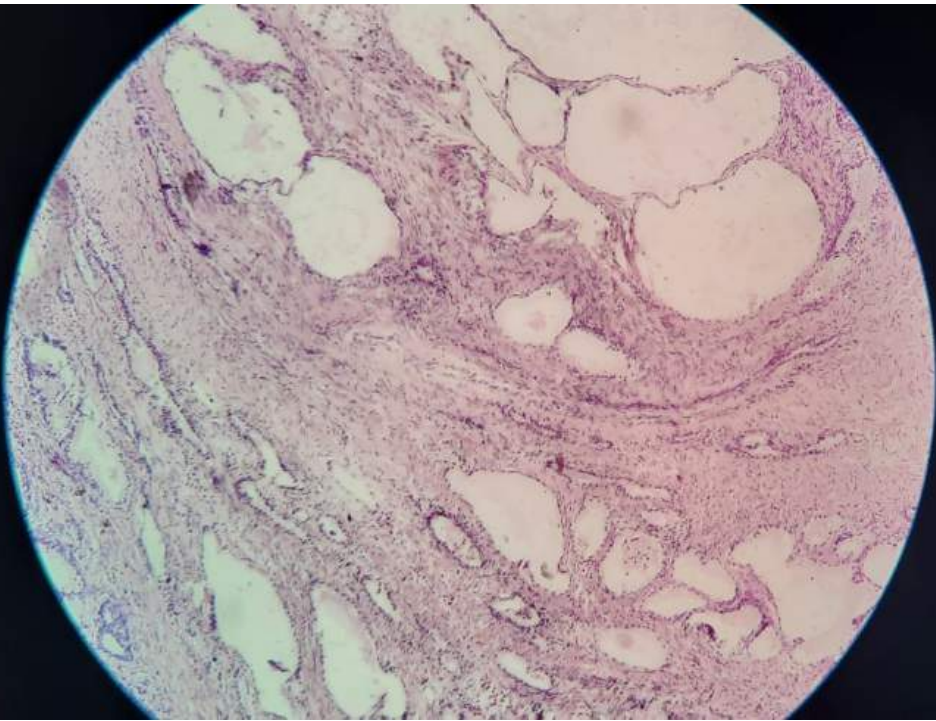




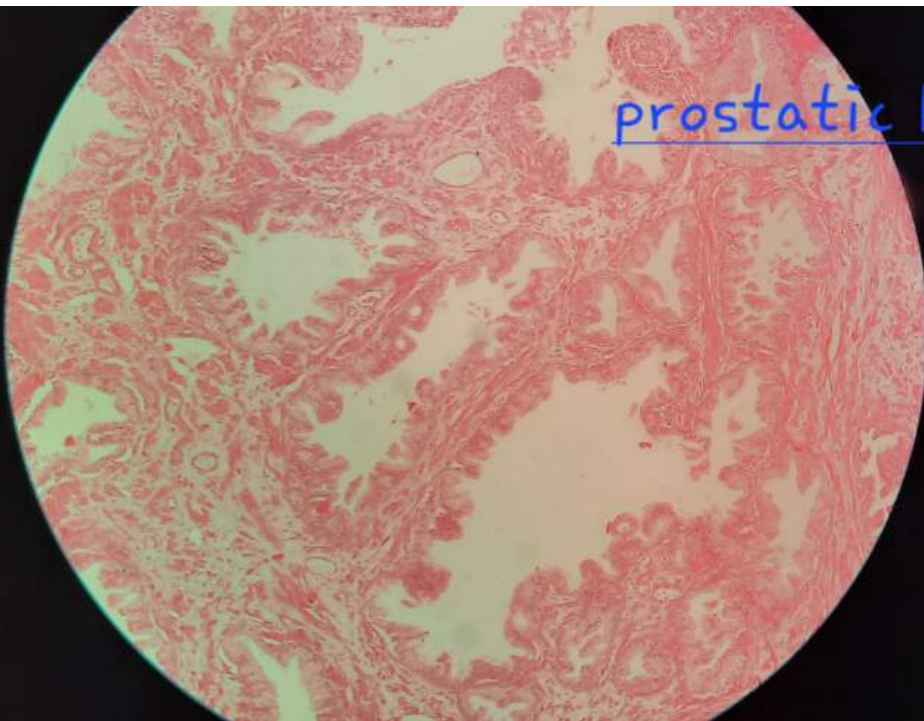


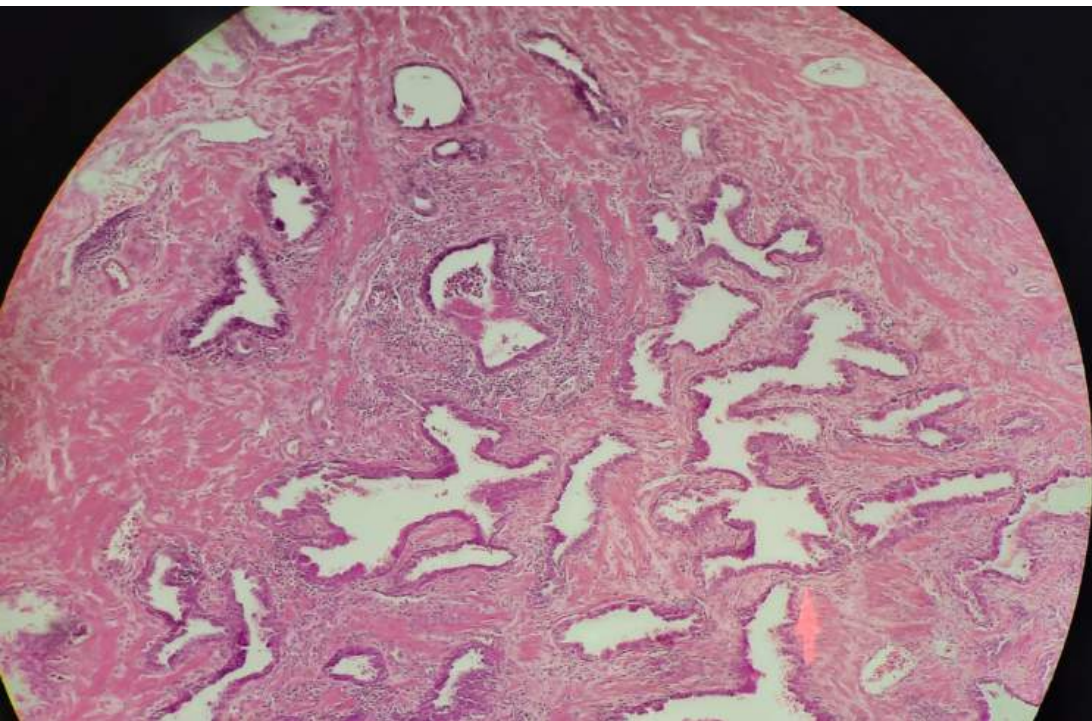


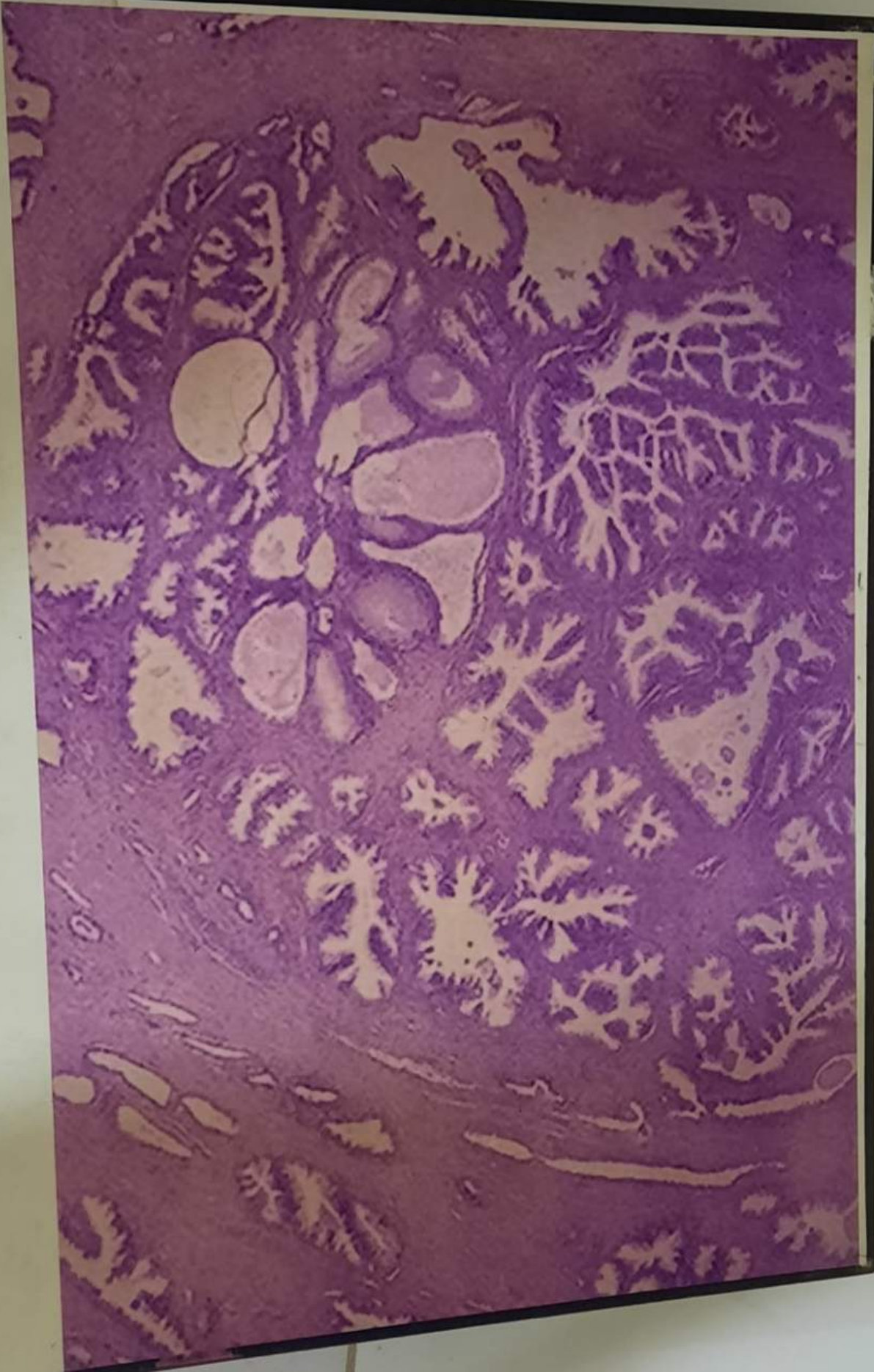




prostatic hyperplasia







Nodular Hyperplasia Prostate

13-1



BRUFEN
(ibuprofen) tablet
analgesic
NSAID
oral route

primaquine phosphate
oral route tablet
antimalarial




NDC 52682 059.03

Primaquine Phosphate Tablets, USP

26.3 mg (15 mg Base)

Rx Only

100 Film - Coated Tablets



Usual Dosage: See Package Insert.
Dispense in light, light-resistant container as defined in the USP/NF with child-resistant closure.

Store at 25°C (77°F); excursions permitted to 15°C - 30°C (59°F - 86°F) USP Controlled Substance

Adult dosage: should receive 1 tablet daily for 14 days; discontinue promptly if signs suggestive for hemolytic anemia occur (i.e., darkening of urine, marked fall of hemoglobin, or erythrocyte count)

For Inquiries call 1-877-748-1970

Manufactured By:
Ingenus Pharmaceuticals NJ, LLC
Fairfield, NJ 07004

Rev. 06/2016



N 3 5268205903 7

Lot No.:
Exp.:

5059

Each tablet contains:
SANDOZ

anti TB
RIMSTAR

tablet
oral route



Regn. No. 0001511 Regn. No. 004204

Eroze Chemical Industries (Pvt.) Ltd
140723, Koram, Gurdaspur, Punjab, Pakistan

Trisil®

Aluminum Hydroxide + Magnesium Trisilicate

Each chewable tablet contains:
Aluminum Hydroxide Dried Gel USP
Eq. to aluminum hydroxide
Magnesium Trisilicate USP
(USP Speck)
250 mg
500 mg

Mfg. Lic. No. 000151

Regn. No. 004204

Manufactured by:
Eroze Chemical Industries (Pvt.) Ltd.
140723, Koram, Gurdaspur, Punjab, Pakistan

Trisil®

طرائسٹیل

Trisil®

Trisil®

Aluminum Hydroxide + Magnesium

Each chewable tablet contains:
Aluminum Hydroxide Dried Gel
Eq. to aluminum hydroxide
Magnesium Trisilicate USP
(USP Speck)
250 mg
500 mg
DOSAGE: As directed by the dr.
INSTRUCTIONS: Store in a dry
Protect from light. Keep all meds.

نوٹ: اگر کسی مریض نے اس کا استعمال نہیں کیا ہے تو اسے اس سے پہلے کہ اس کی عمر 30 سال سے کم ہو کر رہے ہو اس سے پہلے اس کا استعمال نہ کریں۔

M



RIMA CTAL
antiTB

oral route
capsule

To be sold on the prescription
of a registered medical
practitioner only.

AF240612
دھوپ، گرمی اور نمی سے بچائیں۔
تمام دوائیں بچوں کی پہنچ سے دور رکھیں۔
خوراک: ڈاکٹر کی ہدایت کے مطابق استعمال
کریں۔

Manufactured by
Novartis Pharma (Pakistan)
Limited, Petaro Road, Jamshoro.
Mfg. Novartis Specs.

RIMACTAL 300
(Rifampicin)

ریمیکٹال ۳۰۰

 **SANDOZ**

Each capsule contains:
Rifampicin U.S.P. 300 mg.

M. L. No. 000010

R. No. 021519

To be sold on the prescription
of a registered medical
practitioner only.

AF240612
دھوپ، گرمی اور نمی سے بچائیں۔

تمام دوائیں بچوں کی پہنچ سے دور رکھیں۔

خوراک: ڈاکٹر کی ہدایت کے مطابق استعمال
کریں۔

Manufactured by
Novartis Pharma (Pakistan)
Limited, Petaro Road, Jamshoro.
Mfg. Novartis Specs.

RIMACTAL 300 RIMACTAL 300 RIMACTAL 300 RIMACTAL 300 RIMACTAL 300

فیفولک

خوراک اور ویتامینز

25
017
ifications

Aff 13/3
04/2019

Fefol Vit
(IRON + VITAMINS with
FOLIC ACID)

Spanule Capsules

Each spanule capsule contains:
Essiccated ferrous sulphate B.P. 150mg
Ascorbic acid B.P. 50mg
Aneurine mononitrate B.P. 2mg
Riboflavin B.P. 2mg
Pyridoxine hydrochloride B.P. 1mg
Nicotinamide B.P. 10mg
Folic acid B.P. 0.5mg

GlaxoSmithKline

Mfd. by: **GlaxoSmithKline Pakistan Limited**
35-Dockyard Road, West Wharf, Karachi

فیفولک - ویت

خوراک اور ویتامینز استعمال:
ڈاکٹر کی ہدایت کے مطابق

GSK Specifications
RN: 004128
ML: 000017

Aff 13/3
04/2019

Fefol Vit
(IRON + VITAMINS with
FOLIC ACID)

Spanule Capsules

Each spanule capsule contains:
Essiccated ferrous sulphate B.P. 150mg
Ascorbic acid B.P. 50mg
Aneurine mononitrate B.P. 2mg
Riboflavin B.P. 2mg
Pyridoxine hydrochloride B.P. 1mg
Nicotinamide B.P. 10mg
Folic acid B.P. 0.5mg

GlaxoSmithKline

Mfd. by: **GlaxoSmithKline Pakistan Limited**
35-Dockyard Road, West Wharf, Karachi

فیفولک - ویت

خوراک اور ویتامینز استعمال:
ڈاکٹر کی ہدایت کے مطابق

GSK Specifications
RN: 004128
ML: 000017

Aff 13/3
04/2019

Fefol
(IRON +
FOLIC ACID)

Spanule Capsules

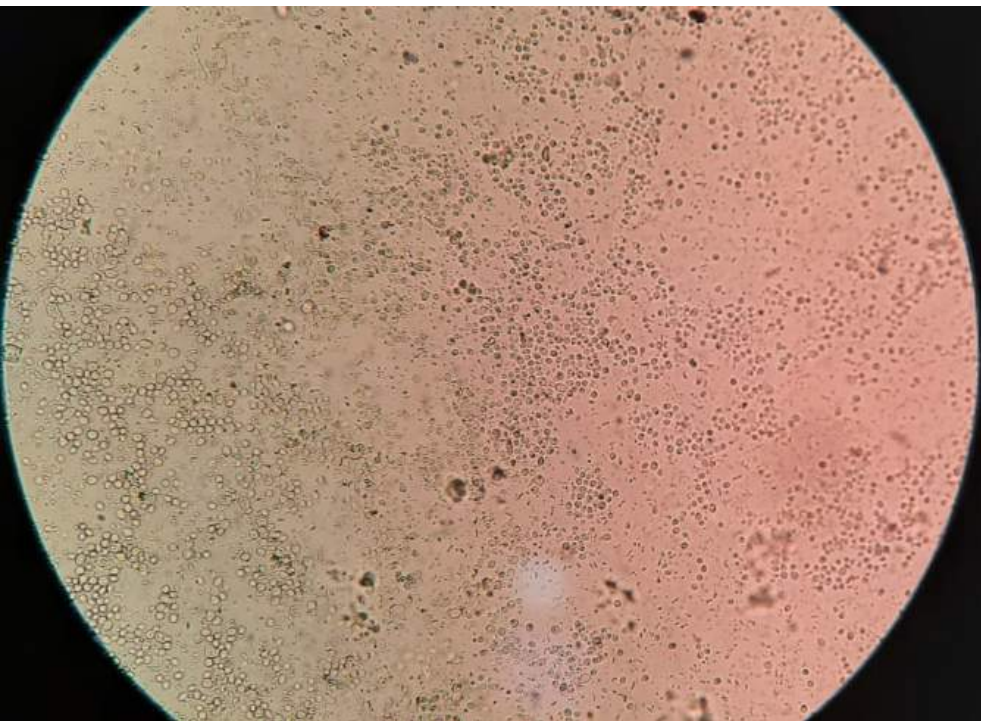
Each spanule capsule contains:
Essiccated ferrous sulphate B.P. 150mg
Ascorbic acid B.P. 50mg
Aneurine mononitrate B.P. 2mg
Riboflavin B.P. 2mg
Pyridoxine hydrochloride B.P. 1mg
Nicotinamide B.P. 10mg
Folic acid B.P. 0.5mg

GlaxoSmithKline

Mfd. by: **GlaxoSmithKline Pakistan Limited**
35-Dockyard Road, West Wharf, Karachi

LOZENGES
strepsils
buccal route






panadol
tablet
oral route



Panadol

**Panadol
Tablets
(Paracetamol)**
پینسٹائلول

 GlaxoSmithKline

Manufactured by
Pharmatec Pakistan (Pvt.) Ltd.,
D-86/A, S.I.T.E., Karachi
Under agreement with

GlaxoSmithKline Consumer
Healthcare Pakistan Limited
35-Dockyard Road, West Ahmad, Karachi


پینسٹائلول کے لیے استعمال کے لیے
پاکستان کے لیے استعمال کے لیے
پاکستان کے لیے استعمال کے لیے

Paracetamol BP 500 mg
Dosage & Administration:
As directed by physician.
For Oral Use only.
Keep out of reach of children.
Store below 30°C in a dry place.
Protect from light.

PN 101138 ML 000024 AFP 17/2
01/2020

Panadol

**Panadol
Tablets
(Paracetamol)**
پینسٹائلول

 GlaxoSmithKline


Specifications
Each Tablet Contains:
Paracetamol BP 500 mg

Dosage & Administration:
As directed by physician.
For Oral Use only.
Keep out of reach of children.
Store below 30°C in a dry place.
Protect from light.

PN 101138 ML 000024 AFP 17/2
01/2020

Panadol

**Panadol
Tablets
(Paracetamol)**
پینسٹائلول

 GlaxoSmithKline

Manufactured by
Pharmatec Pakistan (Pvt.) Ltd.,
D-86/A, S.I.T.E., Karachi
Under agreement with

GlaxoSmithKline Consumer
Healthcare Pakistan Limited
35-Dockyard Road, West Ahmad, Karachi

پینسٹائلول کے لیے استعمال کے لیے
پاکستان کے لیے استعمال کے لیے
پاکستان کے لیے استعمال کے لیے

Panadol

**Panadol
Tablets
(Paracetamol)**
پینسٹائلول

 GlaxoSmithKline

Specifications
Each Tablet Contains:
Paracetamol BP 500 mg

M.L. No. 00012
PARKE-DAVIS

AL-Pdr12-R1

باسوکوئن نیبلش®

Basoquin®
(Amodiaquine)
Tablets

Regd. No. 000392

Each tablet contains
Amodiaquine, USP, 150 mg.
Mfg. P.D. Spec.

Dosage: Use as directed by the
physician. **Caution:** To be sold on the
prescription of a registered medical
practitioner only.

Avoid exposure to heat and sunlight.
Store at room temperature. Keep all
medicines out of the reach of children.

خوراک: ڈاکٹر کی ہدایت کے مطابق استعمال کریں۔
تاکید: صرف رجسٹرڈ میڈیکل پریکٹیشنر کے نسخہ پر فروخت کریں۔
دوا کو گرمی اور دھوپ سے بچائیں۔ کمرے کے درجہ حرارت
پر رکھیں۔ تمام دوائیں بچکان کی پہنچ سے دور رکھیں۔

Mfgd. by: Parke, Davis & Co., Ltd.,
B-2, S.I.T.E., Karachi-Pakistan.
M.L. No. 000025

PARKE-DAVIS

AL-Pdr12-R1

باسوکوئن نیبلش®

Basoquin®
(Amodiaquine)
Tablets

Regd. No. 000392

Each tablet contains:
Amodiaquine, USP, 150 mg.
Mfg. P.D. Spec.

Dosage: Use as directed by the
physician. **Caution:** To be sold on the
prescription of a registered medical
practitioner only.

Avoid exposure to heat and sunlight.

BASOQUINE
amodiaquine
tablet
antimalarial
oral route



capsule

FEFOL VIT

iron, vitamins and folic acid



400mg

(آئبوپروفن)

Each sugar coated
tablet contain: Ibuprofen
Ph. Eur.400mg.

۴۰۰ ملی گرام

خوراک: دن بھر میں عمومی تقسیم شدہ خوراک 1200 سے 1800
ملی گرام تک استعمال کی جاسکتی ہے۔ کچھ مریضوں میں خوراک
600 سے 1200 ملی گرام تک دی جاسکتی ہے۔ مرض کی شدت
کو ختم کرنے کے لئے خوراک کی مقدار بڑھائی جاسکتی ہے تاہم دن بھر
میں زیادہ سے زیادہ عمومی خوراک 2400 ملی گرام مختلف اوقات
میں تقسیم کر کے دی جاسکتی ہے۔
دوا کو زیادہ گرمی، روشنی اور نمی سے محفوظ رکھیں۔

B.P. Specs.

M. L. No. 000001 R. No. 001541

Manufactured by:
Abbott Laboratories (Pakistan) Ltd.,
Landhi, Karachi.



BRUFEN®

(Ibuprofen) برووفن®

400mg

(آئبوپروفن)

Each sugar coated
tablet contain: Ibuprofen
Ph. Eur.400mg.

۴۰۰ ملی گرام

خوراک: دن بھر میں عمومی تقسیم شدہ خوراک 1200 سے 1800
ملی گرام تک استعمال کی جاسکتی ہے۔ کچھ مریضوں میں خوراک
600 سے 1200 ملی گرام تک دی جاسکتی ہے۔ مرض کی شدت
کو ختم کرنے کے لئے خوراک کی مقدار بڑھائی جاسکتی ہے تاہم دن بھر
میں زیادہ سے زیادہ عمومی خوراک 2400 ملی گرام مختلف اوقات
میں تقسیم کر کے دی جاسکتی ہے۔
دوا کو زیادہ گرمی، روشنی اور نمی سے محفوظ رکھیں۔

B.P. Specs.

M. L. No. 000001

Manufactured by:
Abbott Laboratories (Pakistan) Ltd.,
Landhi, Karachi.



TRISIL
(aluminium
hydroxide+magnesium)

oral route
chewable tablet
antacid



PROCEDURE INSTRUCTIONS FOR CANDIDATES

MEDICINE

STATION NO: 20

TIME ALLOWED: 5 Minutes

DISCRIPTION OF THE TASK TO THE CANDIDATES

A 36 Year old lady has presented with a Fever from last 1 month. She has been treated and investigated in different hospital with one admission and few visits to outpatient.

Please take a relevant history from patient

STATION NO#14

READ THE FOLLOWING SCENARIO AND FILL UP THE DEATH
CERTIFICATE PROVIDED. (5)

Adult aged 45 dying of mitral incompetence which originated in an
attack of rheumatic fever (mitral endocarditis) 20 years before.

INTERNATIONAL FORM OF MEDICAL CERTIFICATE OF CAUSE OF DEATH
Cause of death

Khyber Girls Medical College Peshawar
OSCE - Block G

PROCEDURE INSTRUCTIONS FOR CANDIDATES

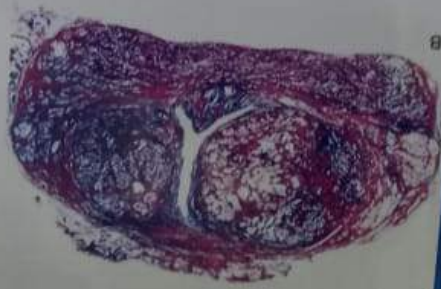
MEDICINE

STATION NO: 20

TIME ALLOWED: 5 Minutes

DISCRIPTION OF THE TASK TO THE CANDIDATES

A 36 Year old lady has presented with a Fever from last 1 month. She has been treated and investigated in different hospital with one admission and few visits to outpatient. Please take a relevant history from patient



B



41

Total Marks: 06

For candidate:

During DMC
passing with
reveals no

1. W
2. W
3. N
4. N

4.

3RD YEAR MBBS
Objective Structured Performance Evaluation (OSPE)
BLOCK- G


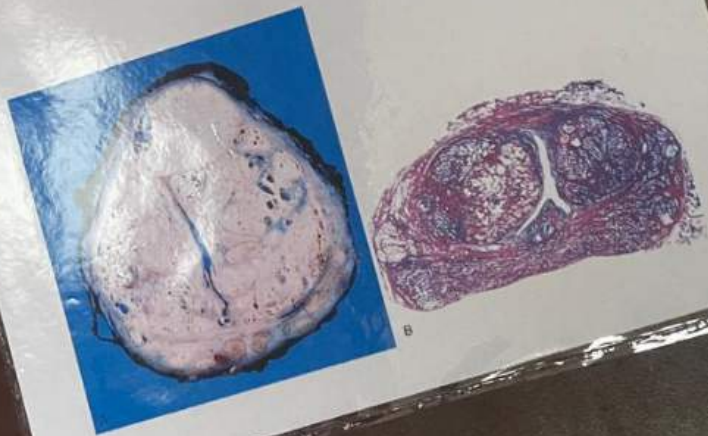
Total Marks: 06

Time Allowed: 04 Minutes

For candidate:

During DRE (Digital Rectal Examination) a 68-year-old male who presented for difficulty in passing urine had firm but not hard swelling in the anterior rectal wall. A routine urinalysis reveals no abnormalities. The photograph of the biopsy of the lesion is given.

- | | |
|--|---|
| 1. What is your diagnosis? | 1 |
| 2. What is the appearance of this lesion on the cut section? | 1 |
| 3. Mention two microscopic features of this lesion seen after biopsy | 2 |
| 4. What are two hormonal factors that play a role in its pathogenesis? | 2 |



OSPE # 4:

You are provided with **Numbered Phrases/Definitions** on the left and **Lettered Technical terms** on the right side of the following table.

Task:

Write on your answer sheet, the one lettered term that answers the Numbered question.

NOTE: Just write the Letter in front of the number. (Total marks: 06; 1:5 mark/Item)

PHRASES /Definitions	TECHNICAL TERMS
1 A causal factor that is neither necessary nor sufficient, but increases the likelihood of disease, all other things being equal	A stage of subclinical disease
2 Preventive measures that occur during the stage of subclinical disease, intended to delay the onset of disease or reduce its duration or severity	B Contributing cause
3 The stage of disease the follows exposure to the agent but is before the appearance of symptoms,	C Sufficient but not necessary
4 The factor alone can cause disease, but so can other factors in its absence	D Secondary prevention

STATION NO :08

1. Define first order and zero order kinetics/their relation to plasma half life and clearance.
2. Define plasma half life/Factors influencing bioavailability?
3. Describe volume of distribution. What is transdermal route of drug administration?
5. Describe when is IND & NDA application are ^{or w} forwarded to FDA during the clinical trials?
6. Describe "Acute toxicity" studies during the pre-clinical trials?

Qs. No. 33

BOOKS
STATE STATION

1. Describe catalase test. (1)
2. Write the principle of catalase test (1)
3. Write the procedure and result of this test. (1+1)
4. Define coagulase test (1)
5. What is bound and free coagulase (0.5+0.5)

3RD YEAR MBBS final Prof
Objective Structured Performance Evaluation (OSPE)
STATION BLOCK-G

Total Marks: 06

Time Allowed: 04 Minutes

Station No -

- 1) Enlist types of cellular adaptations? Define metaplasia with examples? (1)
- 2) What are free radicals? Name two enzymes which neutralize free radicals? (1)
- 3) Define necrosis and enlist types of necrosis? (2)
- 4) Define chronic inflammation? What are the components of granuloma? (2)

1-10

OSPE # 2:

A 35 years old woman visited an OPD with continued High grade Fever and Body Aches for 3 Days. On Examination, there was a Morbilliform Rash, especially on Trunk and Extremities, there was no lymphadenopathy. Investigations revealed as follows.

- Hb 14g/dL
- Wbc 3.5×10^9
- Platelets Count 24000/L
- LFTs Deranged

- a) What is the likely Diagnosis? (2)
- b) Enlist any 3 Risk Factors? (2)
- c) What are the Preventable Measures for controlling the vector of this Disease? (2)

3RD YEAR MBBS
Objective Structured Performance Evaluation (OSPE)

Total Marks: 06

7
BLOCK - G

Time Allowed: 04 Minutes

For candidate:

This slide is from biopsy specimen of a forty four year-old female presented in the OPD with vague intermittent right abdominal pain, distension and flatulence. The patient also complained of intolerance to fatty foods.

1. What is your diagnosis? 1
2. Write any two identification points? 2
3. What are two types of this condition on the basis of etiology? 0.5+0.5
4. Enlist two complications of this condition? 2

GOVERNMENT

KHYBER GIRLS MEDICAL COLLEGE


Third year MBBS

BLOCK-G

Bacteriology viva questions

Total marks 06

1. What is transformation? (1)
2. Describe bacterial endotoxin (1)
3. Define pathogenicity. (1)
4. What is virulence? (1)
5. Describe normal flora? (1)
6. Enumerate 04 phases of bacterial growth curve? (1)





3RD YEAR MBBS
Objective Structured Performance Evaluation (OSPE)
BLOCK - G

Total Marks: 06

7

Time Allowed: 04 Minutes

For candidate:

This slide is from biopsy specimen of a forty four year-old female presented in the OPD with vague intermittent right abdominal pain, distension and flatulence. The patient also complained of intolerance to fatty foods.

1. What is your diagnosis?
2. Write any two identification points?
3. What are two types of this condition on the basis of etiology?
4. Enlist two complications of this condition?

1

2

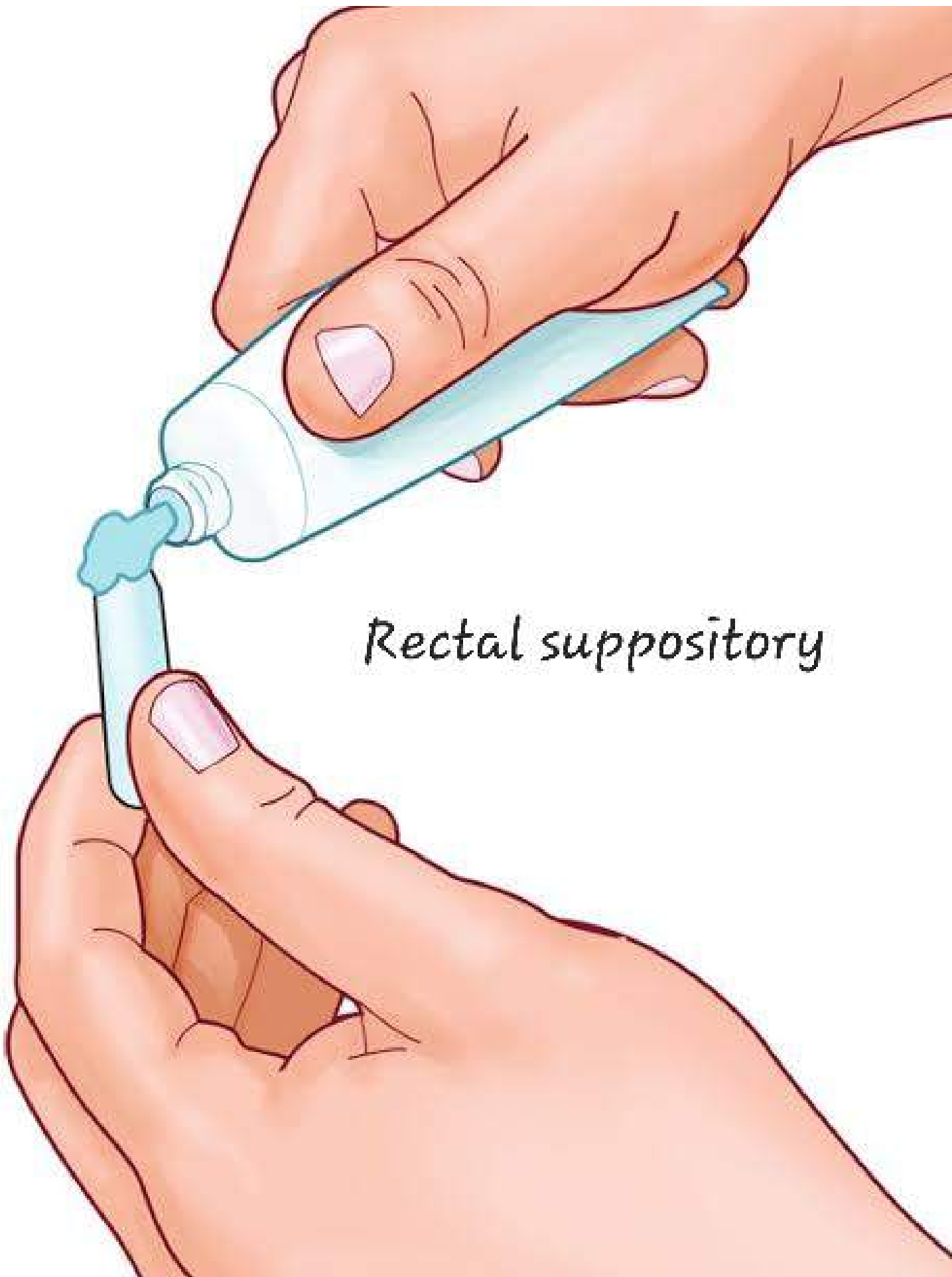
0.5+0.5

2

Qs. No.6

Rectal suppository





Rectal suppository

